


# WhirlJet® Wide Angle Hollow Cone Spray Nozzles



## Features:

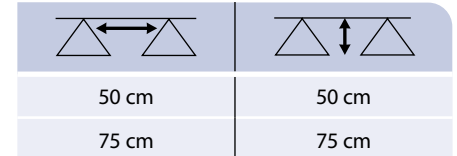
- Made of stainless steel.
- Large orifices and open internal passages help minimize clogging problems.
- Nozzle caps are interchangeable.
- ¼" NPT or BSPT (M) inlet connection.

## Hollow Cone Spray Pattern



NOZZLE	bar	CAPACITY ONE NOZZLE IN l/min	l/ha  50cm					
			5 km/h	6 km/h	7 km/h	8 km/h	9 km/h	10 km/h
1/4B-SS2-2W	1.0	0.89	214	178	153	134	119	107
	1.5	1.06	254	212	182	159	141	127
	2.0	1.20	288	240	206	180	160	144
	2.5	1.33	319	266	228	200	177	160
	3.0	1.44	346	288	247	216	192	173
1/4B-SS2-5W	1.0	1.21	290	242	207	182	161	145
	1.5	1.46	350	292	250	219	195	175
	2.0	1.66	398	332	285	249	221	199
	2.5	1.84	442	368	315	276	245	221
1/4B-SS3-8W	1.0	1.85	444	370	317	278	247	222
	1.5	2.24	538	448	384	336	299	269
	2.0	2.56	614	512	439	384	341	307
	2.5	2.84	682	568	487	426	379	341
1/4B-SS5-5W	3.0	3.10	744	620	531	465	413	372
	1.0	2.27	545	454	389	341	303	272
	1.5	2.76	662	552	473	414	368	331
	2.0	3.17	761	634	543	476	423	380
	2.5	3.54	850	708	607	531	472	425
1/4B-SS5-8W	3.0	3.86	926	772	662	579	515	463
	1.0	2.32	557	464	398	348	309	278
	1.5	2.81	674	562	482	422	375	337
	2.0	3.26	782	652	559	489	435	391
	2.5	3.63	871	726	622	545	484	436
1/4B-SS5-10W	3.0	3.97	953	794	681	596	529	476
	1.0	2.96	710	592	507	444	395	355
	1.5	3.63	871	726	622	545	484	436
	2.0	4.19	1006	838	718	629	559	503
	2.5	4.68	1123	936	802	702	624	562
1/4B-SS5-15W	3.0	5.13	1231	1026	879	770	684	616
	1.0	3.12	749	624	535	468	416	374
	1.5	3.79	910	758	650	569	505	455
	2.0	4.35	1044	870	746	653	580	522
	2.5	4.87	1169	974	835	731	649	584
1/4B-SS10-10W	3.0	5.26	1262	1052	902	789	701	631
	1.0	4.53	1087	906	777	680	604	544
	1.5	5.51	1322	1102	945	827	735	661
	2.0	6.33	1519	1266	1085	950	844	760
	2.5	7.05	1692	1410	1209	1058	940	846
3.0	7.70	1848	1540	1320	1155	1027	924	

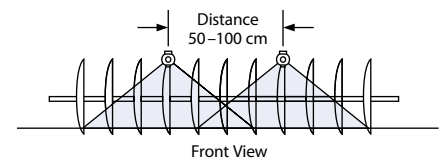
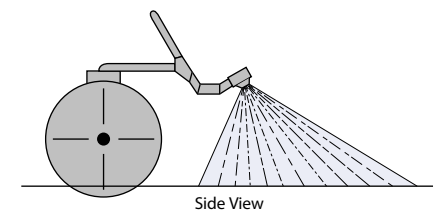
## Optimum Spray Height



Wide angle spray nozzle height is influenced by nozzle orientation. The critical factor is to achieve a minimum 30% overlap.

See pages 173–187 for useful formulas and information.

## Mounting Suggestions:



## How to order:

Specify nozzle number and material.

Example:

(B)1/4B-SS-5W Stainless Steel

(B) = BSPT

**Note:** Always double check your application rates. Tabulations are based on spraying water at 70°F (21°C).